

# NOAA Quarterly Transition Updates

## Year 2022 Quarter 3 Summary

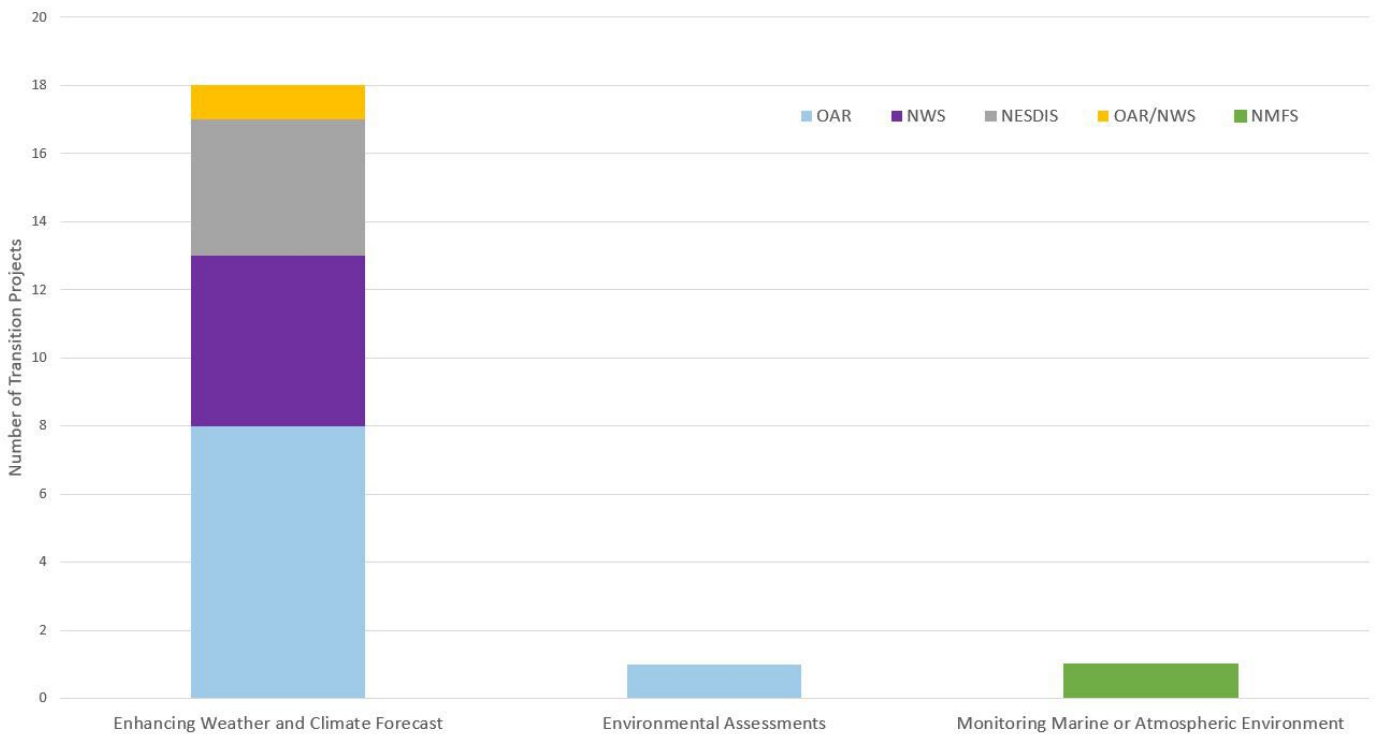
### Background

In April 2020, the NOAA Science Council requested that the NOAA Line Office Transition Managers Committee (LOTMC) provide quarterly updates on projects that have transitioned. Since FY20 Q3, the LOTMC developed an approach for collecting and reporting these data in a consistent manner.

### FY22 Q3 Results ( April 1 - June 30, 2022)

Twenty transitioned projects were identified in the [spreadsheet](#) for FY22 Q3. Summary charts of these projects by Line Office, funding sources, source and destination organizations, NOAA Science and Technology focus area, transition type, transition project outputs, and NRDD participation are displayed below.

### Transition Summary Highlights FY22 Q3



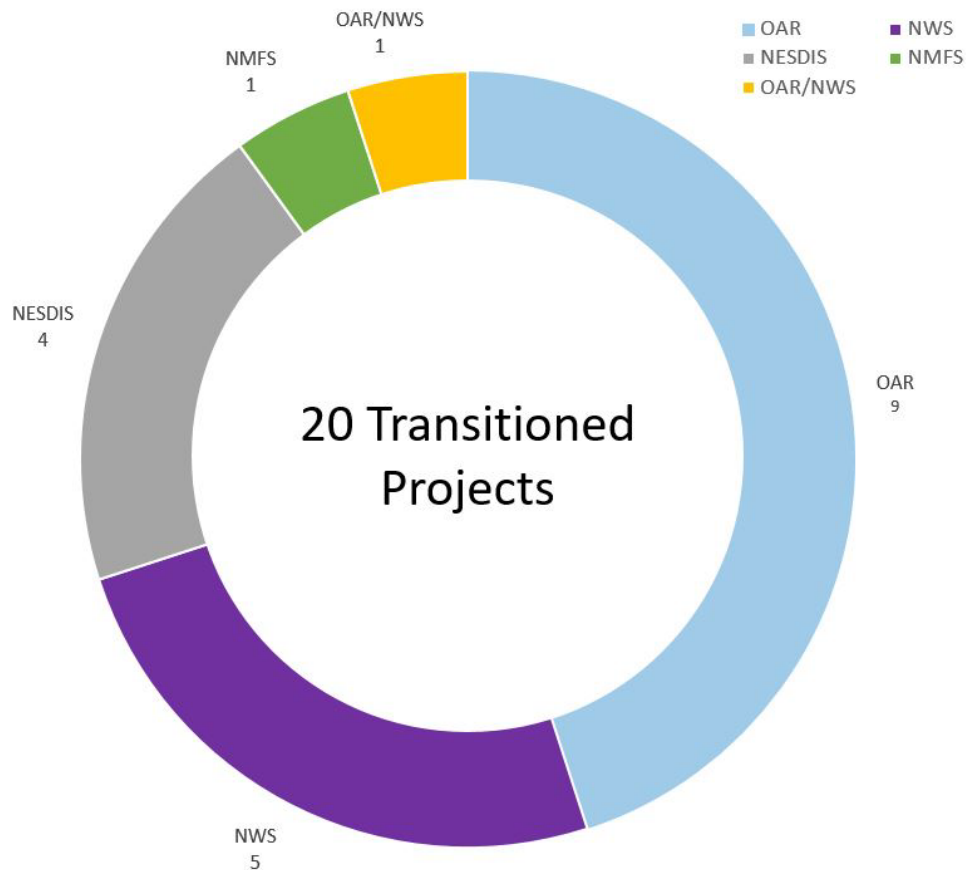
- 18 improvements for enhancing weather and climate forecasts

# NOAA Quarterly Transition Updates

## Fiscal Year 2022 Quarter 3 Summary

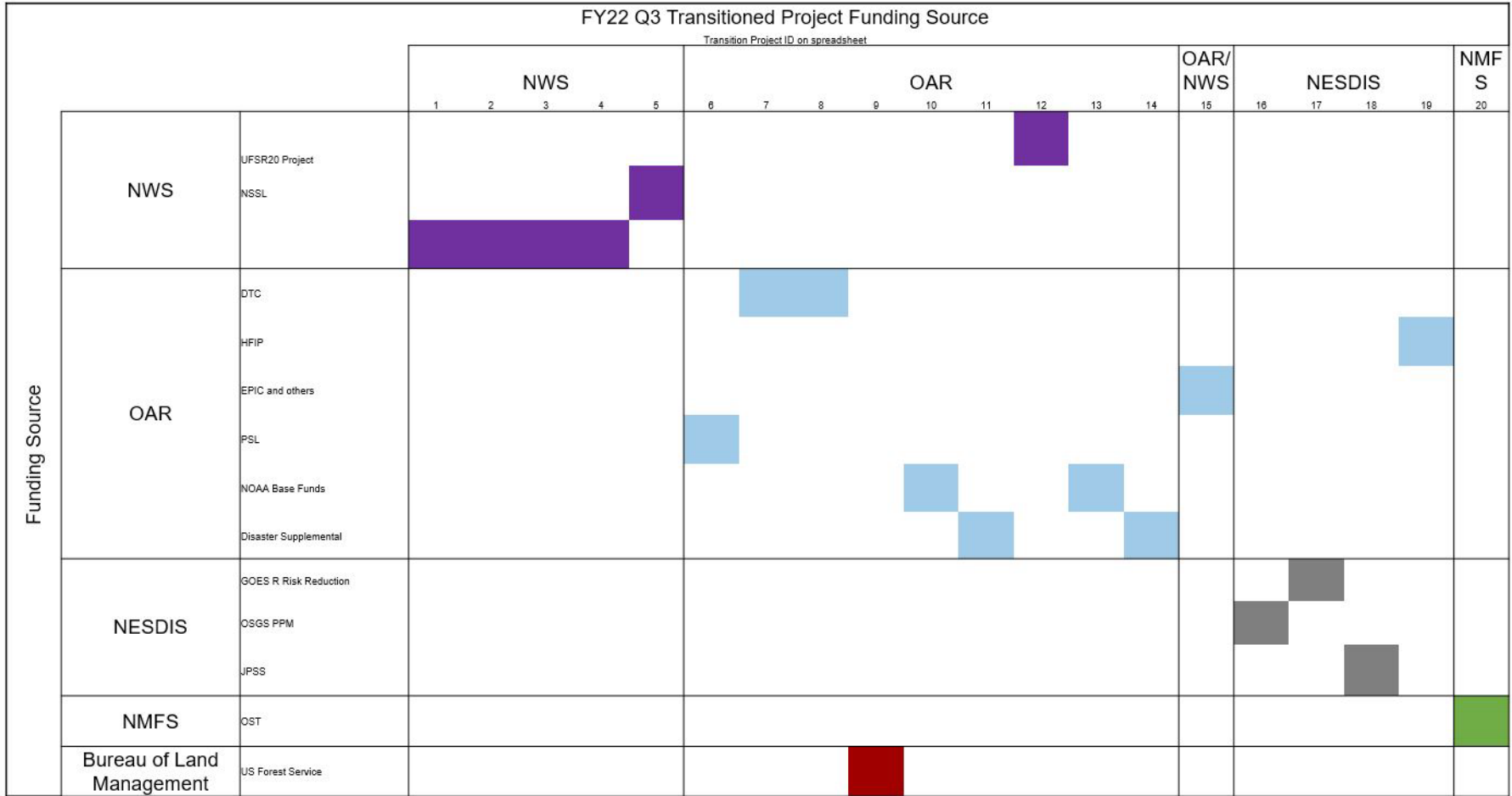
- Eight novel systems to improve weather related data collection and analysis
- One joint OAR/NWS project
- Five products introduced into the NWS to improve weather forecasts
- Four products introduced into NESDIS to improve forecasting
- One environmental assessment
- One NWS product that monitors the atmospheric environment

### Number of Transitioned Projects by Line Office for FY22 Q3



# NOAA Quarterly Transition Updates

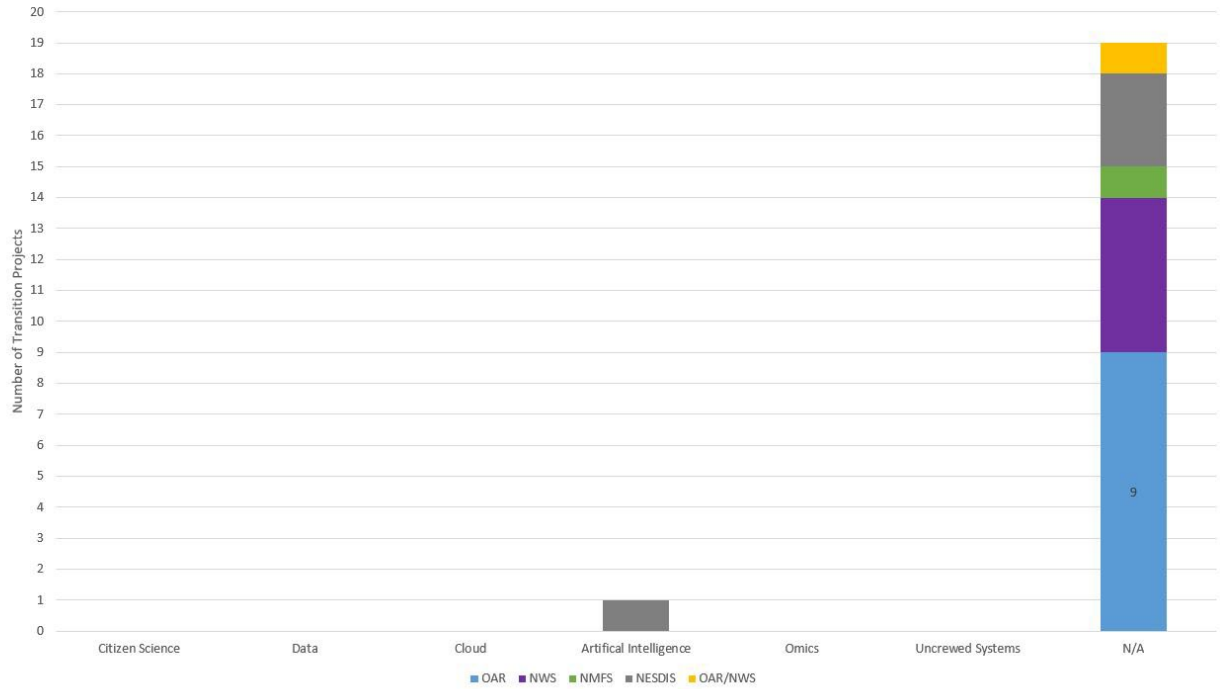
## Fiscal Year 2022 Quarter 3 Summary



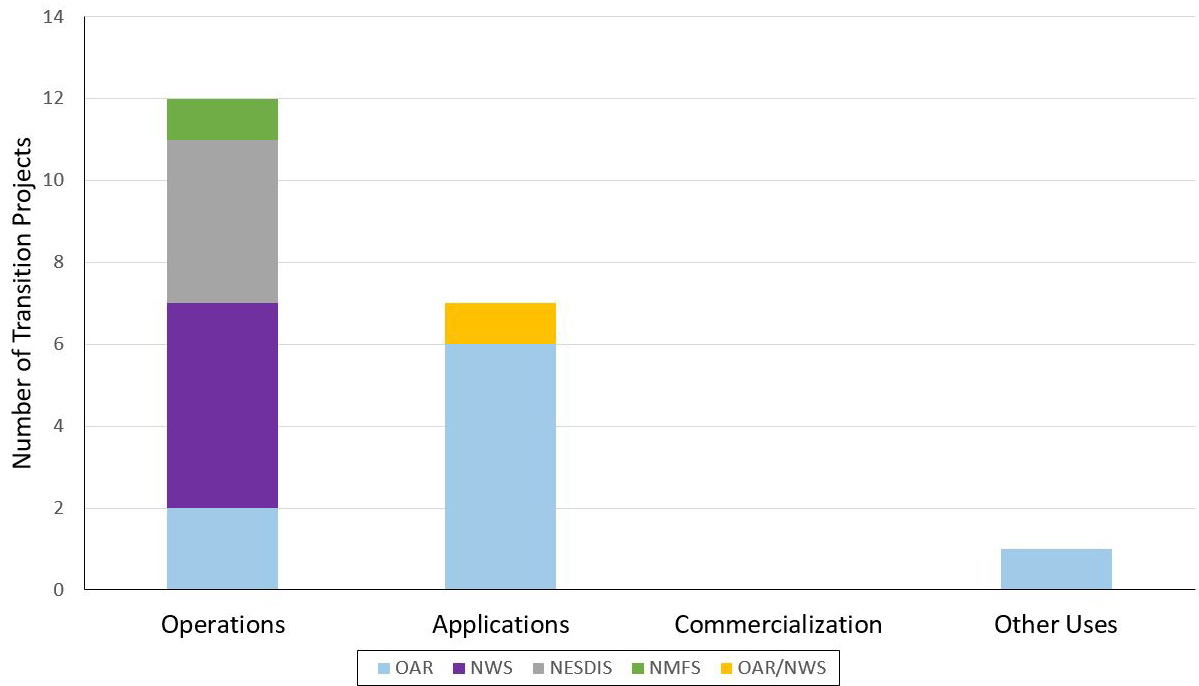
# NOAA Quarterly Transition Updates

## Fiscal Year 2022 Quarter 3 Summary

### Transition Projects that met NOAA Science and Technology Focus Area for FY22 Q3



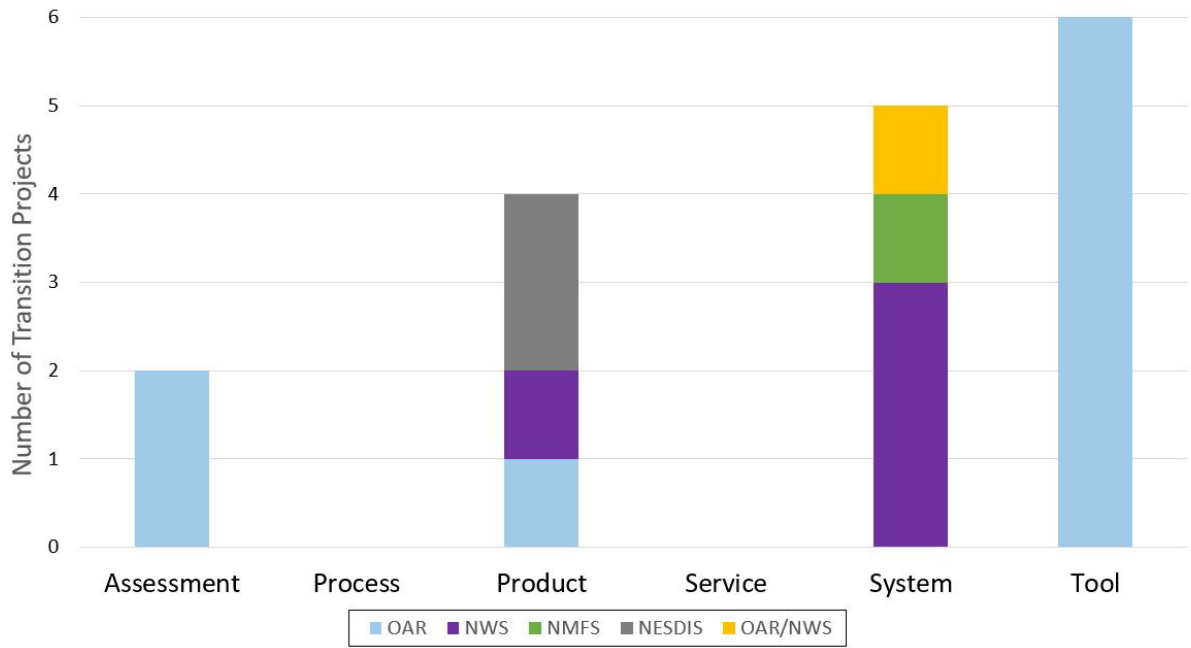
### Transition Types for FY22 Q3



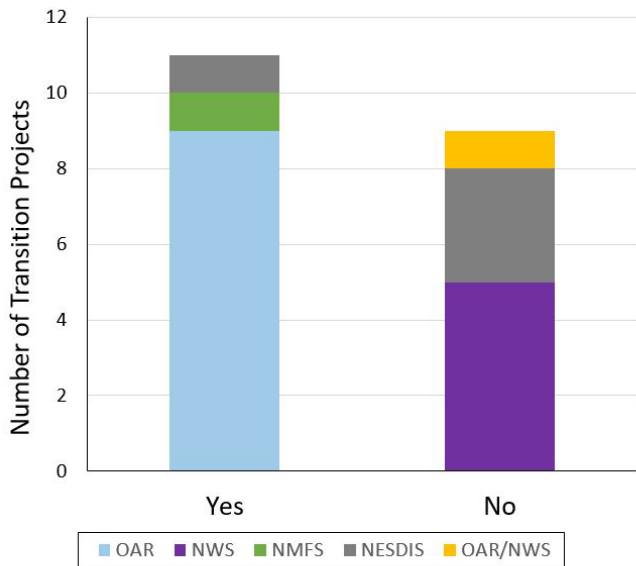
# NOAA Quarterly Transition Updates

## Fiscal Year 2022 Quarter 3 Summary

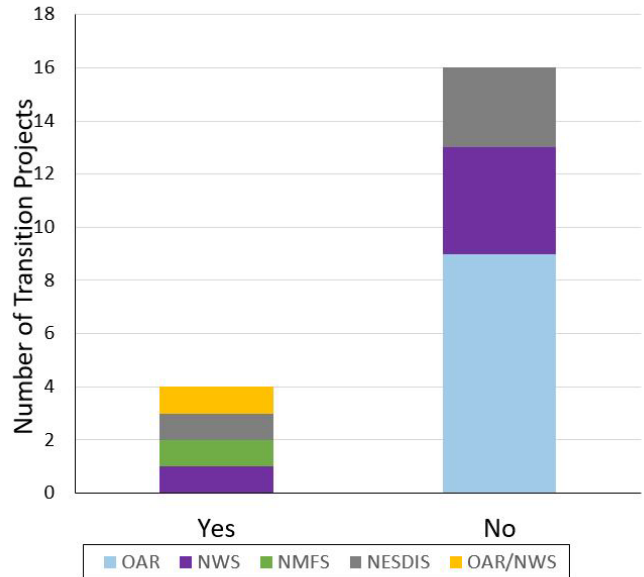
### Transition Outputs for FY22 Q3



### Projects in the NRDD?



### Projects with a Transition Plan?



# NOAA Quarterly Transition Updates

## Fiscal Year 2022 Quarter 3 Summary

### Next Steps

This document will be included in upcoming meeting materials to the NOAA Science Council. A subset of this FY22 Q3 transition report will be highlighted in a briefing to the council.

### Methodology

The FY22 Q3 data collection spreadsheet followed the same format as the previous data collection. It included the 14 fields from FY21 Q1<sup>1</sup>. See footnote for the full set of fields. Edits to some columns were modified to provide clarity to the data needed for the spreadsheet. These edits include “*from where*” and “*to where*” were modified to “*R&D Organization*” and “*Receiving Entity(s)*” respectively. Transition plan column was added to this report, as the NOAA Science Council showed interest to track this data moving forward.

To gather the data for FY22 Q3, the NOAA Research and Development Database’s (NRDD) Readiness Level Progress data table was queried for projects with a RL9\_CompleteDate. The data were further refined manually to select projects with dates between April 1 and June 30, 2022. Relevant project information was used to prepopulate the data collection spreadsheet, with a note in the comments field that the information came from the NRDD and updates and supplemental information may be needed.

In addition, the NOAA Line Office Transition Managers sent a data collection spreadsheet and tasker request to their Line Offices in June 2022. Following the data collection period, the information from all Line Offices was compiled and analyzed.

1. 14 fields from FY21Q1 includes project name, what was transitioned, funding Source, transition outputs, purpose of transition, NOAA Science and Technology Focus Areas, type of transition, from where, to where, date completed, is it in NOAA Research and Development Database (NRDD), NRDD project ID, additional information, and comments.